



Cover 1:
Barley Silver

Cover 2:
Honeycombe Silver

Light Wood Feet

Langden Collection

Colours represented are to be used as a guide only.
Please refer to manufacturers swatch for a more accurate colour match.

Please note that colour shadings can vary slightly from each roll of fabric.
We cannot guarantee a precise match to these samples or between cut lengths and upholstered goods.

Extra Flex[®]
Soft, Supportive Seating


02/11/2020

LANGDEN COVER GUIDE - STANDARD BACK


Please use this guide when ordering the following pieces to clarify cover options.

STANDARD BACK


L2, RFC (LH2, RFC) Group




LFC, R2 (LFC, RH2) Group



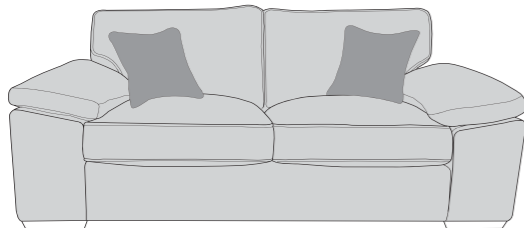
L2S, RFC (L2S, RFC) Group



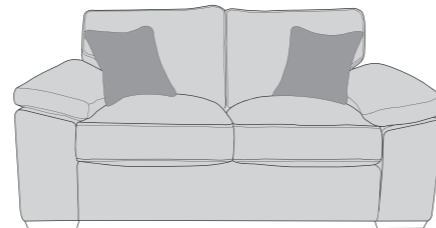
LFC, R2S (LFC, R2S) Group



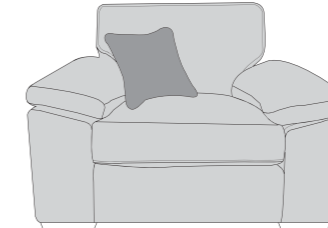
3 Seater Sofa (3ST)



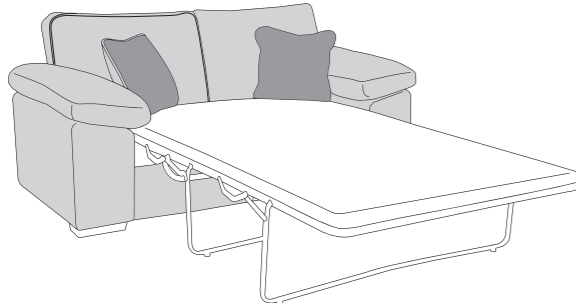
2 Seater Sofa (2ST)



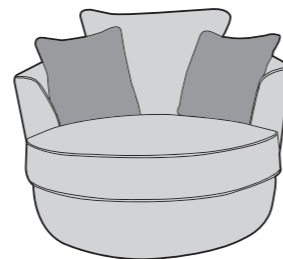
Arm Chair (1ST)



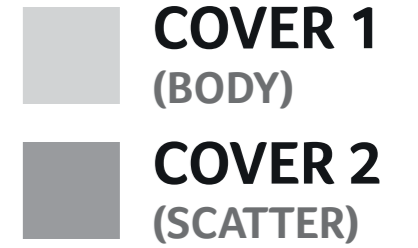
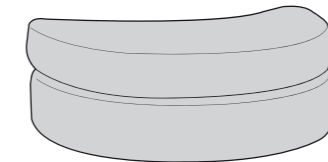
2 Seater Sofa Bed (2SB)



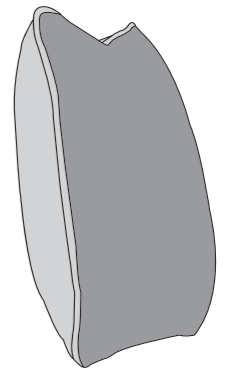
**Langden (Luman)
Swivel Chair (SWC)**



**Langden (Cuddler)
Footstool (FST)**



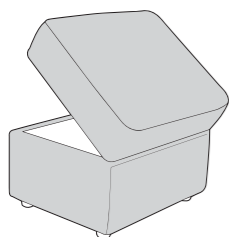
Scatter Cushions



Front = Cover 2
Piping = Cover 1
Back = Cover 1

ACCENT PIECES

Storage Footstool F (FSS)



LANGDEN DIMENSIONS (CM)

AVAILABLE PIECES	HEIGHT 1	OUTBACK HEIGHT	WIDTH 2	DEPTH 3	ARM HEIGHT	SEAT HEIGHT 4	SEAT DEPTH 5	SEAT WIDTH 6	ACCESS DIAGONAL 7	WEIGHT (KG)	SCATTER CUSHIONS
L2, RFC GROUP or LFC, R2 GROUP	92	71	259	220	61	52	N/A	N/A	N/A	N/A	2
L2S, RFC GROUP or LFC, R2S GROUP	92	71	259	220	61	52	N/A	N/A	N/A	N/A	2
L2/R2 UNIT	92	71	162	97	61	52	60	144	208	53.5	1
LFC/RFC UNIT	92	71	220	97	N/A	52	60	N/A	186	N/A	1
L2S/R2S - STD SOFA BED ACTION	92	71	162	97	61	52	60	80	122	58	N/A
3 SEATER SOFA	92	71	212	97	61	52	60	147	227	62	2
2 SEATER SOFA	92	71	184	97	61	52	60	115	206	58	2
ARM CHAIR	92	71	107	97	61	52	60	55	137	39.5	1
LANGDEN SWIVEL CHAIR	90	N/A	114	111	N/A	39	65	75	N/A	34	2
LANGDEN CUDDLER FOOTSTOOL	39	N/A	92	69	N/A	N/A	N/A	N/A	118	18	N/A
SOFA BEDS - STD BACK ONLY											
2S (120CM SOFA BED) STANDARD	92	71	185	97	61	64	58	115	206	76	2
OPEN DEPTH OF SOFA BEDS 226CM											
ACCENT PIECES											
STORAGE FOOTSTOOL (F)	45	N/A	63	50	N/A	N/A	N/A	N/A	75	12.5	N/A

SOFABEDS: 2 SLEEP OPTIONS

STANDARD ACTION & FOAM MATTRESS

A three fold metal action with a sprung 'polyprop' base. Complemented by a high performance foam mattress. For occasional use only.

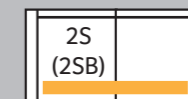


Mattress Thickness: 6cm

Mattress Length: 185cm

3 fold action is 140Kg total max occupancy weight

120cm sofa bed:



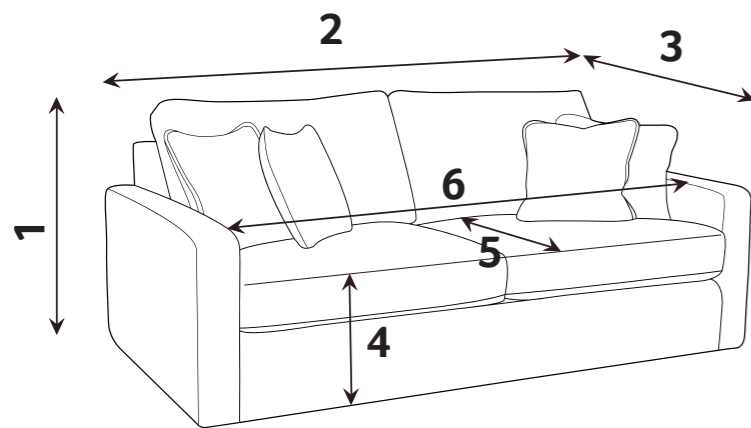
Mattress Width: 113cm

- * Hardwood & composite board frame.
- * Dowelled, screwed, glued & stapled joinery.
- * Light & Dark Wood foot options.

- * Available with standard back option.
- * ExtraFlex high comfort seat cushions.
- * Fibre filled backs for added comfort.

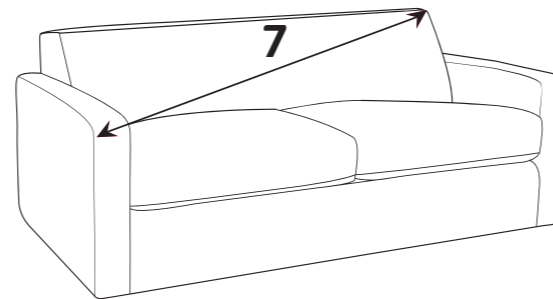
- * Serpentine seat & silent wire.
- * Superloop back springs.

DIMENSION GUIDE



- 1 - HEIGHT
- 2 - WIDTH
- 3 - DEPTH
- 4 - SEAT HEIGHT
- 5 - SEAT DEPTH (STD & PILLOW)
- 6 - SEAT WIDTH
- 7 - DIAGONAL ACCESS

Check the diagonal access dimension to ensure furniture will fit in your home.



Illustrations used for reference only.

Extra Flex®

A high density foam base seat interior with a hand-rolled carded fibre, channelled topper which provides both softness and support.

CARE GUIDE

Extraflex seat cushions should be **plumped up on a regular basis** to help maintain the aesthetical appeal of your upholstery, the plumping of cushions is essential to help retain the comfort and softness of any piece of upholstered furniture.

To improve the longevity of your hand-made furniture, we recommend rotating cushions (where applicable).

For further information on maintaining your furniture please refer to the care guide located under the seat platform.

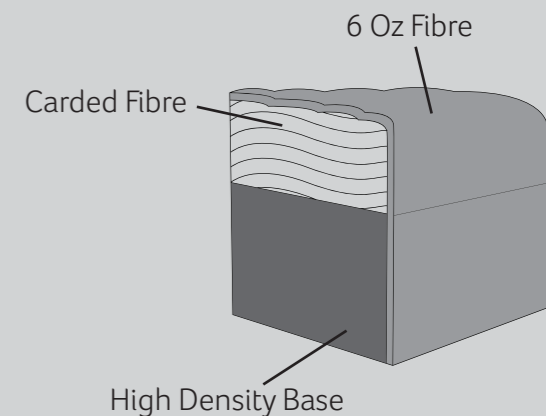
Beech (Light)

Brown (dark)

FOOT OPTIONS:



Wood is a natural product and will vary in shade/colour from item to item. Feet may require fitting.



Please note : All dimensions are approximate. Allow tolerance of +/- 2.5cm.